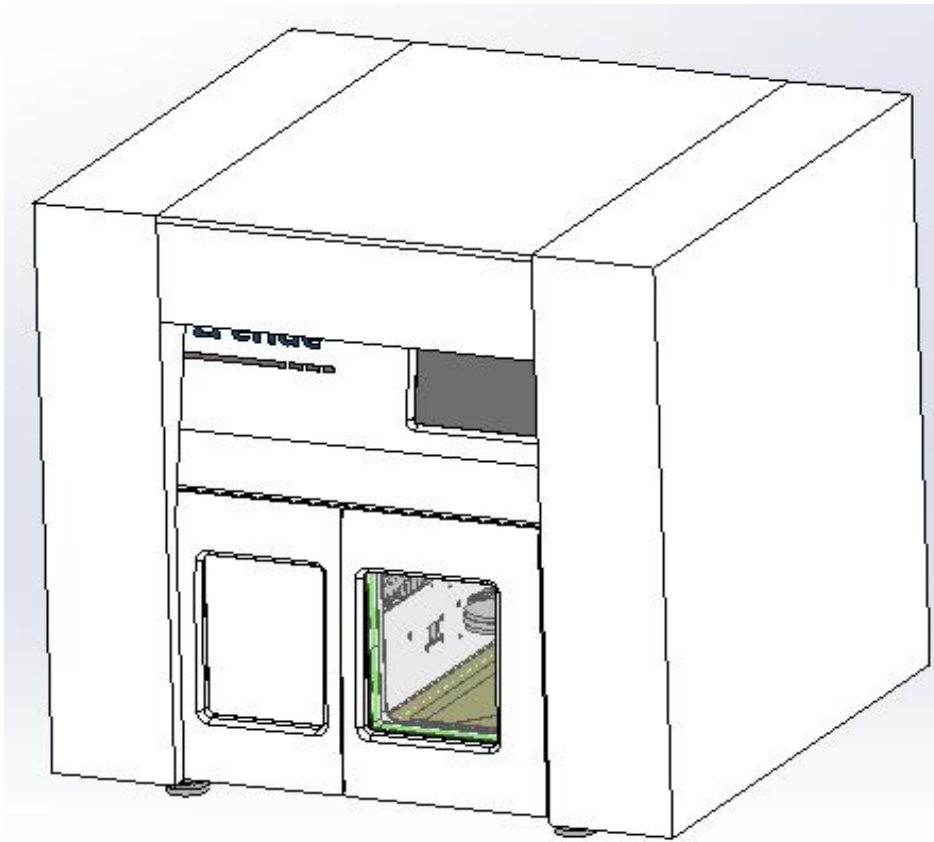



---

### D52-ADC five-axis milling machine unpacking precautions

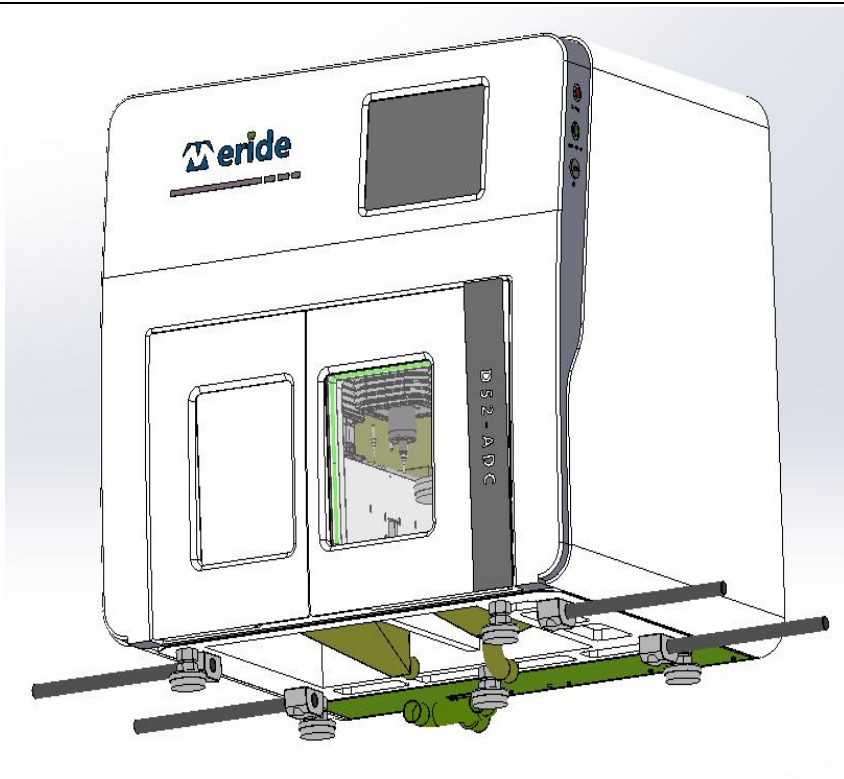
I Remove the wooden box and take out the outer packaging bag of the machine from bottom to top; be careful not to hurt your hands from the wooden board when unpacking.



II Remove the Expandable Polyethylene from the left and right packaging, take off the accessory box and box cover, and remove the plastic inner packaging bag from bottom to top;



III Take out the lifting screw (four pieces) from the accessory box, and screw them into the four nuts at the bottom of the milling machine until they are screwed into the bottom of the screw;



IV The weight of this equipment is 230KG. It requires four adult men to lift a machine lifter screw with one hand and support the machine with the other hand. At the same time, forcefully lift the milling machine from the packaging base to the machine-specific base or the designated desktop. After aligning, remove the lifting screw from the machine and place it at the designated place for the next time.



√ Pack the EPE and other materials and put them in the box to prevent the equipment from needing secondary transportation.